



**KHSAA TITLE IX
ANNUAL REPORT SUBMISSION
STATUS REPORT
2007-2008**

KHSAA
Form T65
Revised 3/08

TO: KHSAA Member School Superintendents, Principals, and Athletic Directors

FROM: Brigid L. DeVries, Commissioner
Larry Boucher, Assistant Commissioner

DATE: 4/21/08

School	Letcher County Central	Reviewed by	Jenny McCarty
--------	------------------------	-------------	---------------



The following is a status report regarding the required 2007 - 2008 Title IX Annual Report submission of forms due into the KHSAA office by April 15, 2008. Appropriate KHSAA Audit Team personnel have reviewed these forms and the following is a summary of this review.

I. Checklist of Forms properly submitted in a satisfactory manner:

X	GE 19 (Annual Verification)	X	T-35 (Budget Expenses)
X	T-1 (Summary Program Chart 1)	X	T-36 (Budget Expenses)
X	T-2 (Summary Program Chart 2)	X	T-41 (Checklist – Overall Interscholastic Program)
X	T-3 (Summary Program Chart 3)	X	T-60 (Corrective Action Plan)
x	T-4 (Summary Program Chart 4)	X	T-63 (Interscholastic Survey Results)

II. Status

A.	X	2007 – 2008 Forms are satisfactory and no further information or action is necessary at this time.
B.		Errors have been noted with respect to the following forms:
C.		The following forms were omitted and must be submitted by school representatives:
D.		According to the 2007-2008 data, the school appears to be meeting the standards established in: <input type="checkbox"/> Test 1 (Athletic participation is proportionate to enrollment) <input checked="" type="checkbox"/> Test 2 (History and continuing practice of program expansion) <input checked="" type="checkbox"/> Test 3 (Full and effective accommodation of interests and abilities)
E.		Other Recommendation and Comments: <ul style="list-style-type: none"> This year your T-35 and T-36 forms do not show expenditures for awards for all sports. The implementation of the award policy submitted by your school should resolve this concern. This year the disparity of expenditures reported for males and females could indicate an inequity in benefits. This past year you spent \$469.00 more per male participant than female participant. You have addressed the problem of booster spending on your corrective action plan; however, your Gender Equity Review Committee should closely monitor expenditures next year to ensure that spending is equitable.



KHSAA

Kentucky High School Athletic Association

**KENTUCKY HIGH SCHOOL
ATHLETIC ASSOCIATION
TITLE IX**

LETCHER COUNTY CENTRAL

**2007-2008 ANNUAL REPORT
FORMS**

**Submit to KHSAA
By April 15, 2008**



**KENTUCKY HIGH SCHOOL ATHLETIC ASSOCIATION
2007-2008 ANNUAL VERIFICATION OF TITLE IX PROCEDURES**

KHSAA Form GE19
Rev.12/07

(To be submitted by April 15, 2008 along with other required forms)

The Letcher County Central High School, Whitesburg, Kentucky
(Name of High School) (City)

certifies to the Kentucky High School Athletic Association that the following is an accurate and true representation of the facts surrounding compliance with 20 U.S.C. Sections 1681-1688, et. Seq. (also known as Title IX)

I certify the following provisions in accordance with records at the school contained in the permanent Title IX file, at least one copy of which must be maintained in the Principal's office, and to the best of my knowledge have completed the following tasks.

Established a gender equity committee at the high school. (list committee personnel and provide attachment if necessary)

Name	Address	Phone	Title
(Supt., Principal, Student, Parent, Coach, Etc.)			
Stephen Boggs	636 Little Dry Fork, Whitesburg, Ky 41858	606-633-7941	Principal
Terry Sturgill	P.O. Box 682, Neon, Ky 41840	606-855-7288	Asst. Superintendent Title IX Resource Person
Will Smith	196 Pine Street, Whitesburg, Ky 41858	606-633-0882	Chairman Letcher County Board of Education
Ozz Jackson	932 Solomon Road, Whitesburg, Ky 41858	606-633-2007	Athletic Director Letcher Co. Central
Dickie Adams	126 Walters Branch Road, Isom, Ky 41824	606-633-9697	Teacher - Girls Basketball Coach
Jason Bates	6971 Hwy 7 North, Whitesburg, Ky 41858	606-633-3989	Teacher - Cross Country & Track Coach
Greg Collins	45 Solomon Road, Whitesburg, Ky 41858	606-633-8419	Girls Soccer Coach

Scheduled a minimum of three meetings during the 2007-2008 school year on the following dates:

March 17, 2008
April 14, 2008
May 12, 2008

Designated the following person(s) as the Title IX coordinator for the school:

Name	Title	Address	Phone
Ozz Jackson	Athletic Director	Whitesburg, Ky 41858	606-633-2007

Designated the following person(s) as the Title IX coordinator for the district:

Name	Title	Address	Phone
Terry Sturgill	Asst. Superintendent	Neon, Ky 41840	606-855-7288

School personnel are continuing to make periodic reviews of the boys' and girls' athletics program reflected in the Corrective Action Plan.

In addition to the above information, the above referenced school maintains a complete permanent file relative to Title IX records including copies of the self-assessment audit, all corrective action plans, and other related materials.

Principal's Signature

Apr 10 20 08
Date

Superintendent Signature

School Board Chairpersons' Signature

(Send original copy to KHSAA - Maintain duplicate in Title IX school folder)

Continued:

Title IX Gender Equity Committee 2007-08

Martin J. Adams
4290 Highway 7 South
Blackey, KY 41804
606-633-5733
Teacher – Parent

Terry Thomas
41 Persimmon Drive
Whitesburg, KY 41858
606-633-0493
Parent

Charlie Banks
34 Kate Hollow Road
Whitesburg, KY 41858
606-633-0300
Student Athlete

Jane Adams
4290 Highway 7 South
Blackey, KY 41804
606-633-5733
Student Athlete

2007-2008
ACCOMMODATION OF INTERESTS AND ABILITIES
SUMMARY PROGRAM CHART 1

Participation Opportunities Test One

		(Column 1)	(Column 2)	(Column 3)	(Column 4)
	Program	Enrollment	Percentage of Total Enrollment	Number of Interscholastic Participants (double and triple count)	Percentage of Total Participation
Row 1	GIRLS	464	50	223	43
Row 2	BOYS	465	50	291	57
Row 3	Totals	929	100%	514	100%

Instructions:

*Number of 8th grade students & below used in Column 3 and Column 4 calculations if applicable: 47

- 1) Determine the total number of girls enrolled, (place in Row 1, Column 1). Determine the total number of boys enrolled, (place in Row 2, Column 1).
- 2) Add the total number of girls and boys enrolled to determine total enrollment, (place in Row 3, Column 1).
- 3) Calculate the percentage of total enrollment that is female. (Divide Row 1, Column 1 by Row 3, Column 1 and place in Row 1, Column 2.) Calculate the percentage of total enrollment that is male. (Divide Row 2, Column 1 by Row 3, Column 1 and place in Row 2, Column 2.) Note: Row 1, Column 2 plus Row 2, Column 2 should total 100%.
- 4) Ask the head coaches to review the most updated eligibility or squad lists for their teams. Ask coaches to confirm the names of those individuals who are on the team as of the first date of regular season competition, and cross out the names of those who were cut from the team or quit the team prior to the first regular season competitive event. Determine the total number of interscholastic athletics participants that are girls, (and place in Row 1, Column 3). In order to determine the total number of athletics participants, an individual should be counted each time he or she participates on a team. For example, if Jane Doe competes on the varsity volleyball team, the junior varsity volleyball team, the junior varsity basketball team, and the varsity softball team, she should be counted as four participants (do not include club or intramural sports participants, cheerleaders, dance teams, or pom squads). Calculate the same way for boys and girls. * In addition, should 8th grade students and below play on a Freshman, Junior Varsity, or Varsity team, they should also be counted for each team and sport on which they participate. If applicable, please asterisk the above notation as to how many 8th grade students & below are included in the totals.
Using the same procedure, determine the total number of interscholastic athletic participants that are boys, (and place in Row 2, Column 3). Add Row 1, Column 3 plus Row 2, Column 3 to get total participants and place in Row 3, Column 3.
- 5) Calculate the percentage of female participation. (Row 1, Column 3 divided by Row 3, Column 3 and place in Row 1, Column 4.) Calculate the percentage of male participation. (Row 2, Column 3 divided by Row 3, Column 3 and place in Row 2, Column 4.) Note: Row 1, Column 4 plus Row 2, Column 4 should total 100%.

Note: While being within three percent is not a formal compliance standard; if the percent listed in Row 1, Column 4 is within 3% of Row 1, Column 2, then it provides a good target within which compliance is likely.

Principal's Signature: _____

Date: 4/10/08


2007-2008
ACCOMMODATION OF INTERESTS AND ABILITIES
SUMMARY PROGRAM CHART 2

Participation Opportunities Test Two

			Column 1	Column 2	Column 3	Column 4	Column 5
Program			Number of Teams Currently Offered	Number of Participants	Number of Teams Added Since the beginning of the 2003-2004 School Year	Current Number of Participants for each team added Since the beginning of the 2003-2004 School Year	Percent of Total Participation By Sex Added Since the beginning of the 2003-2004 School Year
GIRLS	Row 1	varsity:	8	127	8	127	
	Row 2	j.v.:	4	73	8	73	
	Row 3	frosh:	2	23	2	23	
	Row 4	total:	14	223	14	223	100
BOYS	Row 5	varsity:	9	183	9	183	
	Row 6	j.v.:	5	74	5	74	
	Row 7	frosh:	2	34	2	34	
	Row 8	total:	16	291	16	291	100

- 1) For Column 1, list the number of interscholastic teams offered for girls and boys at each competitive level (varsity, junior varsity, and freshman). For girls, total each of the entries in Rows 1, 2, and 3 into Row 4. For boys, total Rows 5, 6, and 7 into Row 8.
- 2) For Column 2, list the number of participants at each level. For girls, total each of the entries in Rows 1, 2, and 3 into Row 4. For boys, total Rows 5, 6, and 7 into Row 8. **Note:** The totals in Row 4 for girls and in Row 8 for boys must be the same as the totals in Form T-1, Column 3, Rows 1 and 2 respectively.
- 3) For Column 3, list the number of interscholastic teams that have been added in the last five years at each competitive level. Count each team added during the 5 year period only one time. e.g. Girl's junior varsity soccer was added 3 years ago, count the team only once, not 3 times. For girls, total the entries in Rows 1, 2, and 3 into Row 4. For boys, total Rows 5, 6, and 7 into Row 8.
- 4) For Column 4, list the number of participants that are **currently** on each level of the teams that were added in the last five years. If a team was added previously but no longer exists, there are no current participants to be added for that team. For girls, total the entries in Rows 1, 2, and 3 into Row 4. For boys, total Rows 5, 6, and 7 into Row 8.
- 5) For Column 5, calculate the percentage of participants that have been added in the last five years. For girls, take the number in Column 4, Row 4 and divide by the number in Column 2, Row 4. For boys, take the number in Column 4, Row 8 and divide it by the number in Column 2, Row 8.

Note: If the percentage of current participants added in the last five years is 25% or greater, compliance with Test Two may be possible. If less than 25%, then compliance with Test Three should be analyzed. **CAUTION:** 25% is not a formal compliance standard.

Principal's Signature:  Date: 4/10/08

**2007-2008
ACCOMMODATION OF INTERESTS AND ABILITIES
SUMMARY PROGRAM CHART 3**

Participation Opportunities Test Three

FOR ANY QUESTION ANSWERED "YES" IDENTIFY THE RESPECTIVE SPORT(S).

	GIRLS (Yes / No)		BOYS (Yes / No)
1. For a sport <u>not</u> currently offered in your interscholastic athletics program, is there sufficient interest to form a viable interscholastic team based on participation on an intramural team.	NO		NO
2 For a sport <u>not</u> currently offered, is there sufficient interest, based on the responses to your most recent Student Interest Survey, to form a viable interscholastic team for a sport not currently offered. If yes, what sport?	NO		NO
3. For a sport currently offered at the junior varsity or freshman level is there sufficient interest, based on your most recent Student Interest Survey, to form a varsity team not currently offered?	NO		NO
4. For a sport currently offered at the varsity level only, is there sufficient interest, based on your most recent Student Interest Survey, to form a viable team for a junior varsity or freshman team that is not currently offered?	NO		NO
5. If you answered YES to question (1), (2), (3), or (4), are there enough high schools in the geographic area offering the sport (at the appropriate level) to allow for the development of a reasonable schedule of competition?	NA		NA

Plans to Address Interest:


Principal's Signature : Stephen P. Bagg Date: 4/10/08

2007-2008
ACCOMODATION OF INTERESTS AND ABILITIES
SUMMARY PROGRAM CHART 4

Levels of Competition Test One

		Column 1	Column 2	Column 3
Girls	Team Levels	Number of Teams Currently Offered	Number of Participants	Percentage of Participants at Each Level
Row 1	varsity:	8	127	57
Row 2	j.v.	4	73	33
Row 3	frosh:	2	23	10
Row 4	total:		223	100%
Boys				
Row 5	varsity:	9	183	63
Row 6	j.v.:	5	74	25
Row 7	frosh:	2	34	12
Row 8	total:		291	100%

- 1) Column 1, list the number of interscholastic teams offered for girls and boys at each competitive level; varsity, junior varsity, and freshman. (Refer to Form T-2, Accommodation of Interests and Abilities, Summary Program Chart 2, Column 1.)
- 2) For Column 2, list the number of participants at each level. For girls, total the entries in Rows 1, 2, and 3 into Row 4. For boys, total the entries in Rows 5, 6, and 7 into Row 8. (Refer to Form T-2, Accommodation of Interests and Abilities, Summary Program Chart 2, Column 2.)
- 3) For Column 3, calculate the percentage of female and male participants at each level.
 - For girls' varsity, junior varsity, and frosh, respectively:
 - Divide Column 2, Row 1 by Column 2, Row 4, and place the percentage in Column 3, Row 1
 - Divide Column 2, Row 2 by Column 2, Row 4, and place the percentage in Column 3, Row 2.
 - Divide Column 2, Row 3 by Column 2, Row 4, and place the percentage in Column 3, Row 3.
 - For boys' varsity, junior varsity, and frosh, respectively:
 - Divide Column 2, Row 5 by Column 2, Row 8, and place the percentage in Column 3, Row 5.
 - Divide Column 2, Row 6 by Column 2, Row 8, and place the percentage in Column 3, Row 6.
 - Divide Column 2, Row 7 by Column 2, Row 8, and place the percentage in Column 3, Row 7.

Principal's Signature:  Date: 4/10/08

**2007-2008
ACTUAL EXPENDITURES - PFRAM COMPARISON CHART 1
TO INCLUDE BOOSTER CLUB FUNDING**

	equipment and supplies		travel		awards		coaches' salaries (to include supplemental and extended employment; dollar amount required)		facilities improvements		publications (if sport-specific)	
	Expenditures		Expenditures		Expenditures		Expenditures		Expenditures		Expenditures	
	School	Booster	School	Booster	School	Booster	School	Booster	School	Booster	School	Booster
G basketball	13663		8385		647		23485					
B basketball	29885	12826	6629	209	822	2320	25925					
G softball	2992	500	713		572	437	4500					4465
B baseball	3460	3574	2031	3156		778	4500					2546
G cross country	78		472				1500					
B cross country	78		472				1500					
G golf	1295		1000				1500					
B golf	1295		1000				1500					
G soccer	3799		1014		463		3000					
B soccer	4641		2865		463		3000					
G swimming												
B swimming												

1. Total expenditures on T-35 and T-36 on the 2007-2008 year report due by April 15, 2008, should reflect the total monies spent (rounded off to nearest dollar) for the entire school year of 2006-2007 ending June 30, 2007.
2. Booster Club Funding/Contributions must be included in the above expenditures total. (Note: It is illegal for coaches to be paid by Booster Clubs - Reference KHSAA Bylaw 27)

Principal's Signature:  Date: 4/10/08

**2007-2008
ACTUAL EXPENDITURES - PRGRAM COMPARISON CHART 2
TO INCLUDE BOOSTER CLUB FUNDING**

	equipment and supplies		travel		awards		coaches' salaries (to include supplemental and extended employment; dollar amount required)			facilities improvements		publications (if sport-specific)	
	Expenditures		Expenditures		Expenditures		Expenditures			Expenditures		Expenditures	
	School	Booster	School	Booster	School	Booster	School	# of Coaches for all levels / # of Teams for all levels	School	Booster	School	Booster	
G track	83		342				2250	2 / 1					
B track	83		342				2250	2 / 1					
G tennis	155		410				1500	1 / 1					
B tennis	155		410				1500	1 / 1					
G volleyball	8841		7726		966		4500	2 / 3					
B wrestling	7948		7524		507		3000	1 / 2				2725	
G (list sport)													
B football	47715	16272	5845	391			30428	6 / 3				5696	
G (list sport)													
B (list sport)													

1. Total expenditures on T-35 and T-36 on the 2007-2008 year report due by April 15, 2008, should reflect the total monies spent (rounded off to nearest dollar) for the entire school year of 2006-2007 ending June 30, 2007.

2. Booster Club Funding/Contributions must be included in the above expenditures totals. Indicate percentage of total expenditures for each gender: (If disparities are obvious, list on your Corrective Action Plan (T-60) what action you will take to correct the problem).

Gender	Expenditures	Percentage
Boys	\$257253	73
Girls	\$ 96788	27
Total:	\$354041	100%

499.6

Principal's Signature:  Date: 4/10/08

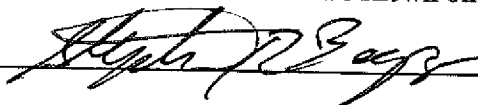
2007-2008 KHSAA TITLE IX ATHLETICS AUDIT
Checklist - Overall Interscholastic Athletics Program

DIRECTIONS:

For the Areas of Compliance (Opportunities and Benefits) listed on the left hand side of the page, place a checkmark under the appropriate column identifying whether your school provided an advantage to the Girls' Program, or to the Boys' Program or to Neither Program. A review of T-35 and T-36 spending patterns might be helpful in completing this form.

Areas of Compliance:	ADVANTAGE TO:		
	GIRLS' PROGRAM	BOYS' PROGRAM	NEITHER PROGRAM
OPPORTUNITIES			
Accommodation of Interest and Abilities			X
BENEFITS			
Equipment and Supplies			X
Scheduling of Games and Practice Time			X
Travel and Per Diem Allowances			X
Coaching			X
Locker Rooms, Practice and Competitive Facilities			X
Medical and Training Facilities and Services			X
Publicity			X
Support Services			X
Athletic Scholarships			NA
Tutoring			X
Housing and Dining Facilities and Services			NA
Recruitment of Student Athletes			NA

If an advantage is shown, corrective action should be shown on T-60 (Corrective Action Plan).

Principal's Signature:  Date: 4/10/08

LETCHER COUNTY CENTRAL

CORRECTIVE ACTION PLAN

DIRECTIONS:

1. For Column 1, indicate the intended area (Opportunities or Benefits) which needs corrective action in order to achieve gender equity. For Column 2, write the suggested change or activities that will correct the area in need of alteration. For Column 3, include the estimated completion date for the changes or activities.
2. It is possible to attain compliance with Title IX and no longer need "corrective" action. However, the KHSAA strongly encourages compliant schools to identify items for improvement (Column 1), activities to accomplish the improvement (Column 2) and a timetable for completion (Column 3) that will strengthen the athletic program.
3. You may copy this form as needed. Please attach corrective action plans along with audit forms and submit by April 15, 2008.

COLUMN 1 ITEM FOR CORRECTION/ IMPROVEMENT	COLUMN 2 SUGGESTED CHANGE/ ACTIVITIES	COLUMN 3 TIME TABLE FOR CORRECTIVE ACTION/ AND OR COMPLETION DATE
Develop an awards policy.	We have developed an Awards Policy to be voted on by our SBDM Council at the April 22, 2008 Council meeting. SEE ATTACHMENT.	Awards Policy will go into effect for the 2008-2009 school year.
Control expenditures - particularly in Football and Boys Basketball	Consolidate Booster and Sports Activity Accounts to better manage expenditures.	Consolidation of Booster and Sports Activity Accounts will be in place by July 1, 2008.
Hire assistant coaches for Boys and Girls Soccer	Has already been done- will show on 2008-09 Report	Assistant coaches for Boys and Girls Soccer were hired and worked during the 2007-08 school year, which will be shown on the 2008-09 report.

Principal's Signature: *Scott E. Egan* Date: 4/10/08

LETCHER COUNTY CENTRAL HIGH SCHOOL

AWARDS POLICY

- 1. Seniors may receive trophies, plaques, jerseys, etc. (not to exceed \$100 per Senior)**
- 2. Juniors may receive certificates of participation and/or a school letter.**
- 3. Sophomores may receive certificates of participation and/or a school letter.**
- 4. Freshmen may receive certificates of participation and/or a school letter.**
- 5. Players may receive trophies or plaques based on statistics, as determined by the coaching staff. (not to exceed \$30 per trophy or plaque.)**
- 6. A maximum of \$1000 is allowed for food. (encourage parents to donate items.)**
- 7. A maximum of \$2000 may be spent for any awards banquet.**
- 8. All of the above may be amended, WITH PRIOR APPROVAL OF THE PRINCIPAL, if a team has an exceptional year. (REGIONAL, SECTIONAL OR STATE CHAMPIONS)**



**2007-2008 INTERSCHOLASTIC
ATHLETICS SURVEY**
Summary of Student Responses

KHSAA
Form T63
Rev.12/07

School Name: Letcher County Central high School

Enrollment
(9-12 Grade): (SHOULD AGREE WITH FORM T-1, COLUMN 1, ROW 3) 929

Number of 9-11 Grade Students Surveyed: 695

Number of 8th Grade Students Surveyed: -0-

Date: December 18, 19, 20, 2007

Completed By: Ozz Jackson , Athletic Director

Instructions:

1. Summarize the Student Athletics Interest Surveys Form T-61 by listing the total number of responses on the line next to each sport.
2. Under the Other Category please provide a listing of the sports as well as the number of students who are interested in participating.
3. Please sign and date this Summary Form (T-63) and mail this Summary Form only to the KHSAA by April 15, 2008. Do not mail the student surveys (Form T-61). However, these Forms should be maintained in your files in the event they are requested subsequently.

695 Number of Surveys *ggm*

611 Total Returned (*A minimum of 80% return is expected*)

9-11 Grades Surveyed (*Should be grades 9-11 and 8th grade if school has a feeder system*)

How Was The Survey Administered? All English Classes
(e.g. was it given in all English classes, or all home rooms, or advisee/advisor?)

KHSAA Sanctioned Fall Sports (*List Total Number of Participation Responses*)

- 36 Cross Country (Girls)
- 18 Cross Country (Boys)
- 136 Football (Boys)
- 9 Golf (Girls)
- 13 Golf (Boys)
- 43 Soccer (Girls)
- 29 Soccer (Boys)
- 110 Volleyball (Girls)

Winter Sport (List Total Number of Participation Responses)

<u>52</u>	Basketball (Girls)
<u>101</u>	Basketball (Boys)
<u>19</u>	Indoor Track (Girls)
<u>19</u>	Indoor Track (Boys)
<u>59</u>	Swimming & Diving (Girls)
<u>38</u>	Swimming & Diving (Boys)
<u>29</u>	Wrestling (Boys)

Spring Sport (List Total Number of Participation Responses)

<u>73</u>	Baseball (Boys)
<u>29</u>	Fast Pitch Softball (Girls)
<u>61</u>	Tennis (Girls)
<u>28</u>	Tennis (Boys)
<u>37</u>	Track (Girls)
<u>31</u>	Track (Boys)

Non-KHSAA Championship Sports (From Student Survey T-61 Question 10)

<u>115</u>	Archery
<u>22</u>	Field Hockey
<u>94</u>	Bowling
<u>21</u>	Gymnastics (Boys)
<u>73</u>	Gymnastics (Girls)
<u>59</u>	Ice Hockey
<u>51</u>	Lacrosse (Boys)
<u>37</u>	Lacrosse (Girls)
<u>71</u>	Rifle
<u>51</u>	Rodeo
<u>23</u>	Slow Pitch Softball
<u>22</u>	Volleyball (Boys)
<u>***</u>	Water Polo - Not on list as a choice.
<u>77</u>	Weightlifting

**Number of Students who participate in Intramural Sports
(From Student Survey T-61 Question 5)**

<u>Sport</u>	<u>Number</u>
Basketball	21
Weightlifting	10
Powderpuff Football	45
Boxing	4

List Intramural Sports students are interested in adding:
(From Student Survey T-61 Question 6)

Form T-63
 Rev. 12/07

<u>Sport</u>	<u>Number</u>
Swimming	3
Bowling	6
Archery	5
Gymnastics	5
Badminton	5
Boxing	12

Participation in Non-School Sports Activities
(From Student Survey T-61 Question 7)


<u>Sport</u>	<u>Number</u>
Karate	5
Soccer	6
Baseball	3
Basketball	14
Weightlifting	2
Softball	2

Reasons for not participating in interscholastic athletics
(From Survey Question 8)

- 18 I prefer other activities such as band, chorus, etc.
- 201 I don't have time
- 28 The practice schedules and game times are inconvenient
- 40 The sport I like isn't offered
- 16 It's too expensive
- 12 I prefer to participate in club or intramural sports
- 56 Working
- 124 Other:
 Don't like sports – no interest – No Transportation –
 Don't like the coach

Student Suggestions to encourage participation

- More variety of sports
- Provide transportation home
- Less practice
- Better Coaches
- Stop Drug Testing


 Principal's Signature 4/10/08
Date